

DLR5640-WN

■ Screw Fastening Counter

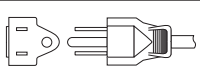
Features

The self-adjustable timer function automatically assesses the time required to complete fastening each screw and reflects it on the judging time setting

- Ideally suited for the assembly lines of vehicles and electrical equipment requiring reliable screw fastening
- The controller receives signals from electric screwdrivers to provide highly reliable screw fastening control
- Functions of the controller and counter are integrated into a single unit
- Count Return Function: When a screw is loosened, a reverse signal output from the electric screwdriver reverses the count by one
- The self-adjustable timer function automatically assesses the time required to complete tightening each screw and reflects it on the judging time setting
- The Count Correction Function does not count elevated screws or double fastening as fastening errors
- External Count Function: To be available to various assembling jobs, the DLR5640 enables counting of two kinds of parts (up to 9 counts each) in addition to the screw tightening counting. These kinds of counting can be used together.
- Link Connection Function: You can build up a simple sequential screw tightening system by connecting the DLR5640 screw tightening counters in series without using any external controller such as a programmable controller
- Driver Lock Function prevents unexpected start of screwdrivers
- Desktop or wall-hung installation is available
- Input voltage range from 100 V AC to 240 V AC is acceptable in any part of the world



Specifications

Model	DLR5640-WN	
Count	1 - 99	
Counting Method	Count-up / Count-down	
Count Correction Function	Count normal fastening only	
Self Adjustable Timer Setting	0.01 to 0.99 sec.	
Work Detection Function	Yes (1 terminal) / No	
External Count Input	2 terminals (PARTS A / PARTS B)	
Work Installation Timer Setting	0 to 9.5 sec.	
OK Output Timer Setting	0 to 9.5 sec.	
NG Alarm	ON(1) / ON(2) / OFF	
OK Buzzer	ON(1) / ON(2) / ON(3) / OFF	
Count Return Function	ON / OFF	
NG Judge Timing	WORK SET / DRIVER ON	
Automatic / Manual OK Judge	AUTO / MANUAL	
Screwdriver Lock Function	ON / OFF	
Multiple Link	Up to 10 counters can be connected.	
External Inputs on Terminal Block	SENSOR / RESET / LINK-IN / PARTS A / PARTS B	
External Outputs on Terminal Block	OK / NG / LINK-OUT	
Parameter Memory	Parameters stored in internal nonvolatile memory	
Screwdriver Control	SPEED / LINEAR START	
Input Voltage	100 - 240 V AC, 50/60 Hz	
Screwdriver Power Supply	33 V DC, 1.5 A	
External Dimensions (mm)	W101 × D140 × H57	
Mass (kg)	0.8	
Plug Shape	U.S.A. 	
Accessories	2 m Power cord with U.S.A plug Suspension bail (2 pcs.)	

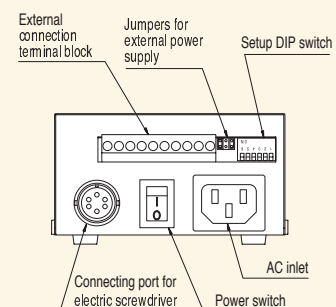
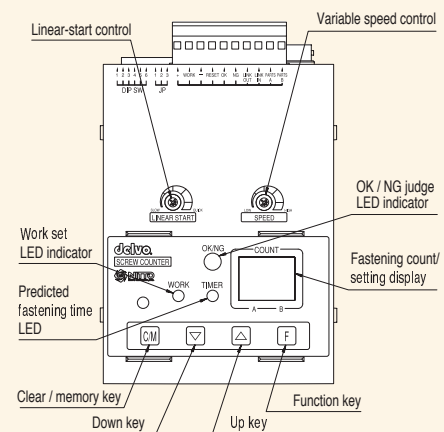


▲ Example of use together with a sensor available in the market



▲ The example of installation


Front and Rear Panels



LINK Function (Common to DLR5040A & DLR5640)

When counters are connected and activated in the screw fastening sequence as shown below, all screwdrivers are on standby except the first one in the sequence. Only when the first screw fastening is finished, can the next screwdriver change from standby to ready. When the last fastening in the sequence is finished, the first screwdriver is once again ready and the sequence can be repeated again.

N.B. Up to 10 screwdriver/counter sets can be connected to the LINK.



Screwdrivers designed for DLR5640-WN

■ Screw Fastening Counter



DLR5640-WN



DLV7410A/7410HA/7420A-SPC



DLV7321/7331-SPC

Specifications

Model	DLV7410A-SPC	DLV7410HA-SPC	DLV7420A-SPC	DLV7321-SPC	DLV7331-SPC
Starting Method	Lever Start				
Torque Adjustment	Stepless				
Torque (Nm)	0.02 - 0.2		0.15 - 0.4	0.1 - 0.5	0.3 - 1.2
Free Speed (min ⁻¹)	500 - 750	700 - 1,000	450 - 600	300 - 1,000	200 - 700
Power Consumption (W)	Approx. 10			Approx. 35	
Screw Size (mm)	Machine Screw	1.0 - 2.3		1.0 - 3.0	2.0 - 3.5
	Tapping Screw	1.0 - 2.0		1.2 - 2.6	2.0 - 3.0
Bit Type (mm)					
Electrostatic Countermeasure	Complied with EN100015-1				
Mass (g)	230			350	
Cord Length (m)	1.5 (with connector)				
Grounding Bit Feature	Equipped as standard				

Combinations with Electric Screwdrivers

Screwdriver Model	Connection	Remarks
DLV7410A / 7410HA / 7420A-SPC	The cord comes with screwdriver	Screwdriver for the screw fastening counter only
DLV7321 / 7331-SPC	Direct connection to power source	
DLV7410A / 7410HA / 7420A / 7419A / 7419HA / 7429A-BMN	Optional conversion cord (TD02925 DLW9072)	General-purpose screwdriver*1

*1: The Count Return Function is not available.

Optional Accessories



DLW9072(TD02925)



Torque Adjustment Cover
(DLW5700:DLV7400A-SPC
DLW5300:DLV7300-SPC)

Tampering or accidental turning of the torque adjustment cover by an operator can be prevented.

DLR5640-WN